

Paper Reference 4PM1/01
Pearson Edexcel
International GCSE

Total Marks

Further Pure Mathematics

PAPER 1

(Calculator)

Answer Book

**In the boxes below, write your name,
centre number and candidate number.**

Surname					
Other names					
Centre Number					
Candidate Number					

Read the instructions on the next page.
Y66024A

INSTRUCTIONS

Write the question number CLEARLY at the beginning of each answer.

Rule a line across the page after each answer.

Do all your rough work in this Answer Book and cross through any work you do not want marked. Do not tear out any part of this book. All work must be handed in.

There are axes drawn on pages 49 – 60 and pages 61 – 66 are blank. Remember to write the question number on any page you use.

Turn over

[illegible]

Turn over

[illegible]

Turn over

Turn over

Turn over

[illegible]

Turn over

[illegible]

Turn over

Turn over

[illegible]

Turn over

[illegible]

Turn over

[illegible]

Turn over

[illegible]

Turn over

[illegible]

Turn over

[illegible]

Turn over

[illegible]

Turn over

[illegible]

Turn over

[illegible]

Turn over

[illegible]

Turn over

[illegible]

Turn over

[illegible]

Turn over

[illegible]

Turn over

[illegible]

Turn over

[illegible]

Turn over

[illegible]

Turn over

Turn over

This image shows a full page of white paper with horizontal blue or grey ruling lines, typical of notebook paper. The lines are evenly spaced and run across the width of the page. There are no margins, text, or other markings present.

Turn over

[illegible]

Turn over

[illegible]

Turn over

[illegible]

Turn over

[illegible]

Turn over

[illegible]

Turn over

[illegible]

Turn over

[illegible]

Turn over

[illegible]

Turn over

[illegible]

Turn over

Turn over

[illegible]

Turn over

Turn over

[illegible]

Turn over

[illegible]

Turn over

[illegible]

Turn over

[illegible]

Turn over

[illegible]

Turn over

This image shows a blank sheet of white paper with horizontal ruling lines. The lines are evenly spaced and run across the width of the page. There are no margins, text, or other markings on the paper.

Turn over

[illegible]

Turn over

[illegible]

Turn over

[illegible]

Turn over



Turn over

50



Turn over

51



Turn over

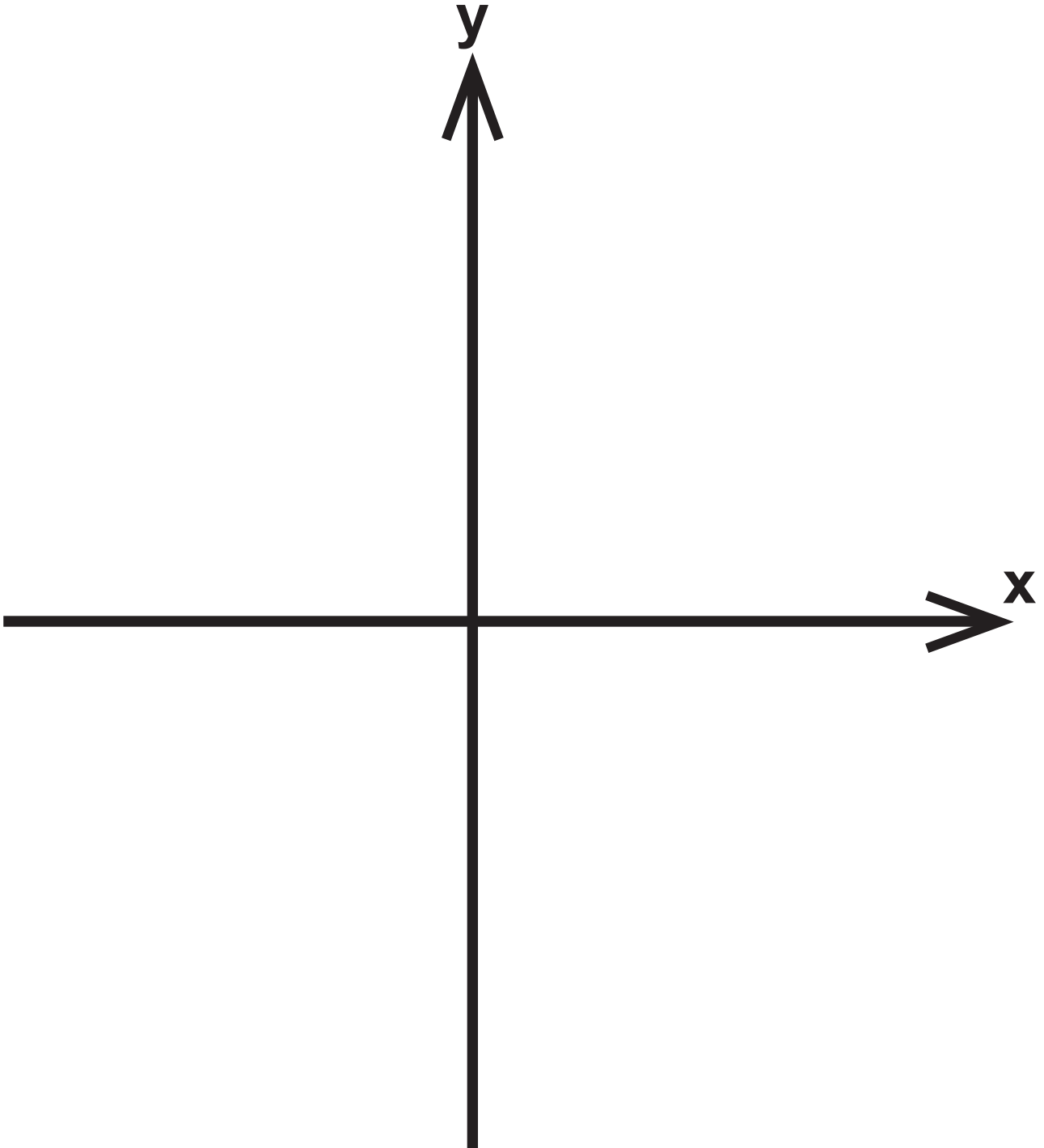


Turn over




Turn over

54




Turn over



Turn over





Turn over



Turn over



Turn over

60



Turn over

